

## Delavnica za krepitev zmogljivosti za nacionalne deležnike

### State of play of WP3 and proposals for a new Monitoring & Evaluation System of EUSAIR

19<sup>th</sup> of September, 2022

**VICTORIA CHORAFI – MICHALIS NIKITARIDIS, LKN ANALYSIS Ltd**



## WP3: THREE (3) MAIN ACTIVITIES

### **Activity 1:**

Building the Knowledge Base (KB) relevant to EUSAIR Pillars

### **Activity 2:**

Establishing the EUSAIR Monitoring and Evaluation Framework

### **Activity 3:**

Capacity building for public authorities / administrations



# STATE OF PLAY AND OUTCOMES OF WP3

The inventory of existing resources at Pillar level has been completed and approved, as well as the completion of Pillar-oriented studies

The SWOT analysis and the definition of Pillar monitoring indicators have been completed for all Pillars

The annual monitoring reports have been produced for the period 2019-2021 at all Pillars except for Pillar 2, which has produced monitoring reports for the years 2021 and 2022

The EUSAIR Action Plan monitoring reports have been delivered for the period 2019-2021. Next report is expected to be delivered in November 2022

One macro-regional event (Athens, GR) and three national capacity building events for M&E (Pillar 4-HR, 2021/Pillar 2-IT/ Pillar 3 –SL, 2022) have taken place

Next events are scheduled in November (Pillar 4, HR) and by the end of 2022 (Pillar 1, GR)

The 2<sup>nd</sup> macro-regional event is scheduled in Slovenia until the end of 2022

# CHALLENGES FOR MONITORING AND EVALUATION OF A MACRO – REGIONAL STRATEGY (MRS)

Need to establish a sound and consistent methodological framework

Need to define the different levels of monitoring and the actors involved

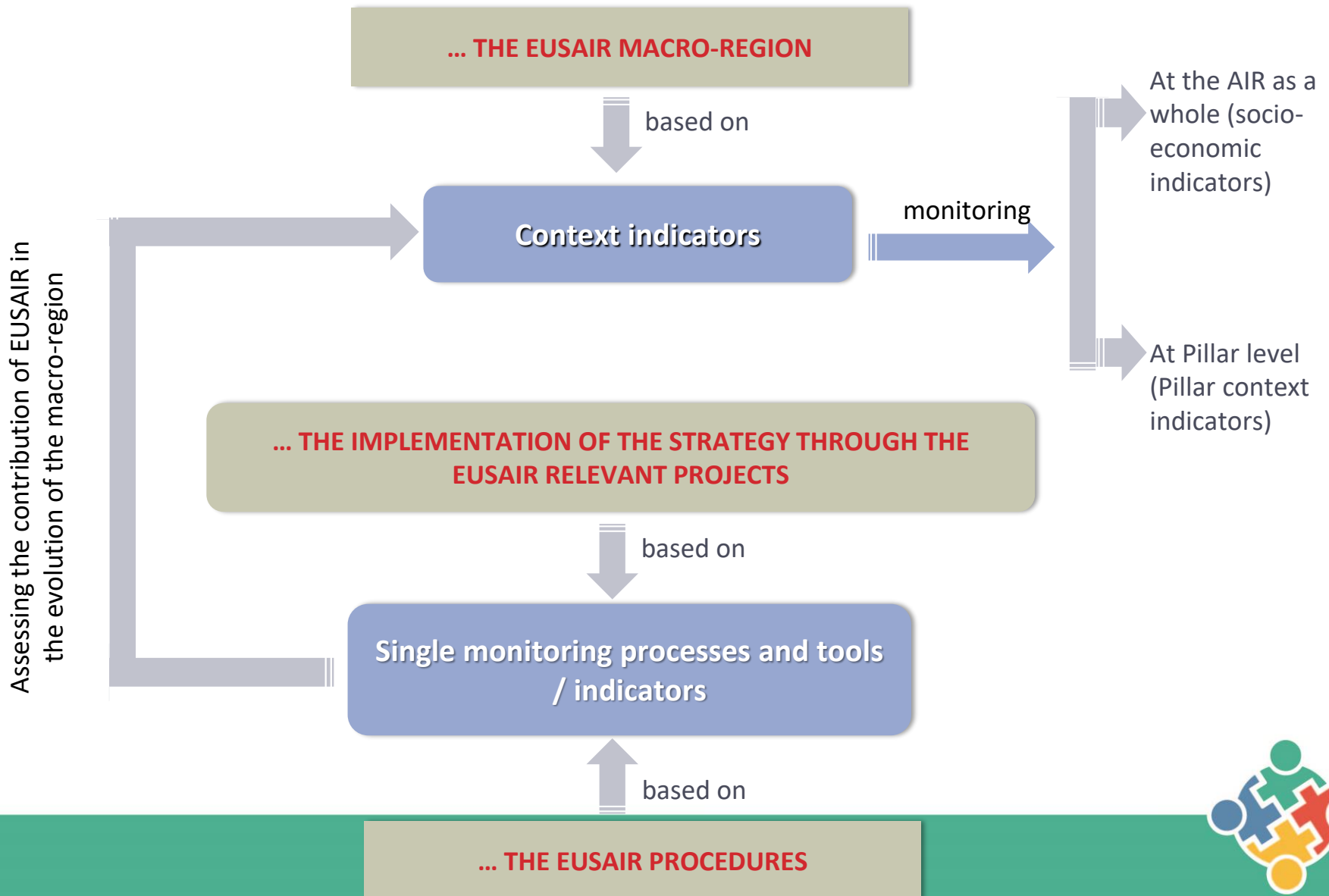
Need for a single monitoring system, able to capture the specificities of each Pillar

Need to identify concrete transnational activities and projects that serve the Strategy

Need to provide quantitative and qualitative information



# THREE LEVELS OF THE PROPOSED EUSAIR MONITORING SYSTEM



# MONITORING THE EUSAIR MACRO-REGION BASED ON CONTEXT INDICATORS

## Context Indicators (CI)

N/A	CODE	INDICATOR
1	CI01	Population (on 1 <sup>st</sup> January)
2	CI02	Gross Value Added in Blue Economy sectors
3	CI03	GDP per capita
4	CI04	Global Competitiveness Index
5	CI05	Employment rate
6	CI06	Unemployment rate
7	CI07	Youth Unemployment rate
8	CI08	People at risk of poverty or social exclusion
9	CI09	Human Development Index

### Sources



Eurostat



DG MARE



Eurostat



World  
Economic  
Forum



Eurostat

United Nations



Indicator fiches are prepared for all indicators

# EUSAIR MONITORING AT PILLAR LEVEL (PILLAR CONTEXT INDICATORS)

Based on ESPON European and Macro-regional Territorial Monitoring Tool (MRS.ESPON)

## Blue Technologies

1. GDP per capita
2. Regional Innovation Scoreboard
3. New applications of patents
4. Gross domestic expenditure on R&D
5. Employment Rate
6. Unemployment Rate

## Fisheries & Aquaculture

1. Employment in fisheries and aquaculture
2. Aquaculture production
3. Capture fisheries production

## Maritime & Marine Governance

No indicators are proposed

**PILLAR 1: Blue Growth**



# EUSAIR MONITORING AT PILLAR LEVEL (PILLAR CONTEXT INDICATORS)

Based on ESPON European and Macro-regional Territorial Monitoring Tool (MRS.ESPON)

## Maritime Transport

1. Volume of freight transport
2. Maritime freight transport
3. Arrivals of passenger ships
4. Arrivals of container ships

## Intermodal Connections

1. Accessibility by road
2. Accessibility by rail
3. Accessibility by air
4. Accessibility by sea
5. Rail passenger transport
6. Rail freight transport

**PILLAR 2:**  
Connecting the  
Region

## Energy Networks

1. Final energy consumption





# EUSAIR MONITORING AT PILLAR LEVEL (PILLAR CONTEXT INDICATORS)

Based on ESPON European and Macro-regional Territorial Monitoring Tool (MRS.ESPON)

## The marine environment

1. Major oil spill incident
2. Nutrients in transnational coastal and marine waters
3. Status of marine fish and shellfish stocks in European seas
4. Surface of marine protected areas

## Transnational terrestrial habitats

1. Surface of terrestrial protected areas
2. Forest fires
3. Environmental impact of climate change

PILLAR 3:  
Environmental  
Quality



# EUSAIR MONITORING AT PILLAR LEVEL (PILLAR CONTEXT INDICATORS)

Based on ESPON European and Macro-regional Territorial Monitoring Tool (MRS.ESPON)

Diversified  
tourism offer

1. Tourism direct contribution to GDP
2. Jobs in tourism industries
3. Number of UNESCO World Heritage sites

Sustainable  
tourism  
management

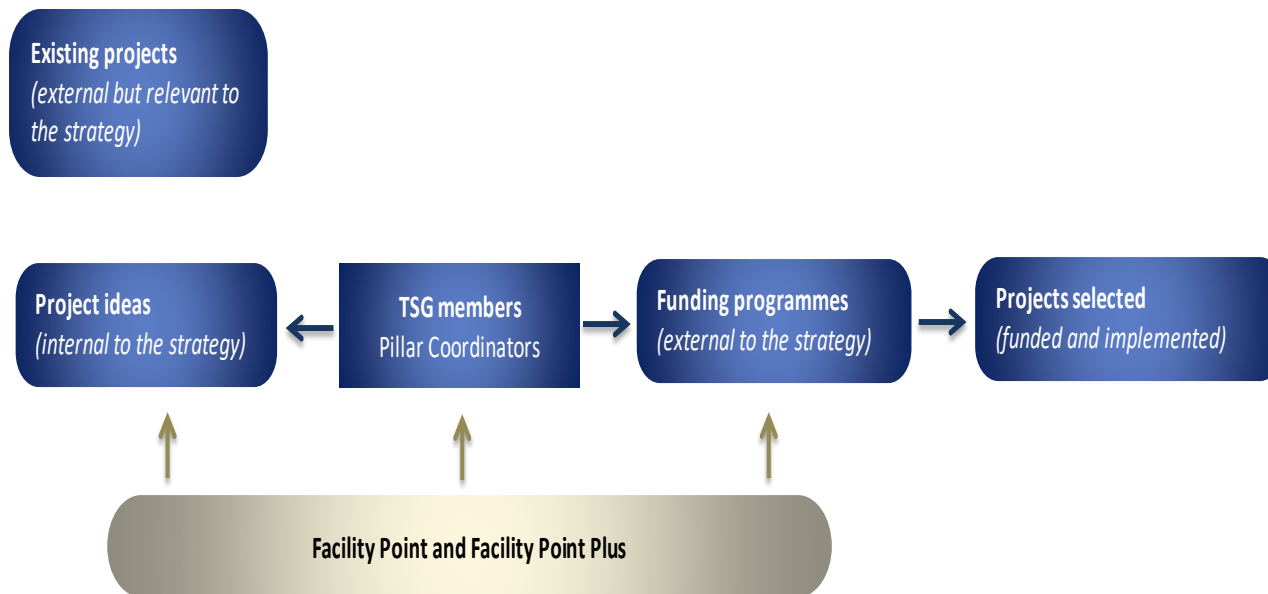
No specific indicators are proposed. Monitoring could be based on indicators (1) and (2) of Pillar 4 first topic

PILLAR 4:  
Sustainable  
Tourism



# MONITORING THE IMPLEMENTATION OF THE STRATEGY THROUGH THE EUSAIR-RELATED PROJECTS

## The EUSAIR project generation process



# MONITORING THE IMPLEMENTATION OF THE STRATEGY THROUGH THE EUSAIR-RELATED PROJECTS

Actors involved in project implementation



Managing Authorities of ESIF programmes (EU Member States)

Managing Authorities of ETC programmes (EU Member States)

Ministries, Organisations, Universities, Regions, Municipalities, NGOs, other bodies implementing national projects (not co-financed)

European Contact Points/ National Contact Points for EU directly managed calls (i.e. HORIZON, Life+ etc.)

IPA II Assistance

Monitoring basis

ESIF regulations (ESIF Common Indicators)

Data provided by databases at project level

Surveys/interviews with project managers for the most important projects

Exploitation of the experience of other MR Strategies (e.g. EUSBSR)



# ESIF PROGRAMMES – EUROPEAN TERRITORIAL COOPERATION PROGRAMMES

Reg. 2021/1058 (24<sup>th</sup> June 2021)

ANNEX I: Table 1, Common output and result indicators (ERDF, Cohesion Fund)

Table 2, Additional common indicators for ERDF – Interreg covering the majority of EUSAIR interventions

Use of Common Indicators, the main monitoring and evaluation tool defined by the EU regulations (Output – Result)

Reg. 2021/1057 (24<sup>th</sup> June 2021)

ANNEX I: Common indicators ESF+

For specific interventions (eg. Training/ education in skills such as maritime skills, “green” skills)

Reg. (EU) 2021/1039

ANNEX I: Common indicators for EMFAF, Performance Result, Output Indicators for the second topic “Fisheries & Aquaculture” of Pillar 1 “Blue Growth”

Use of one financial indicator

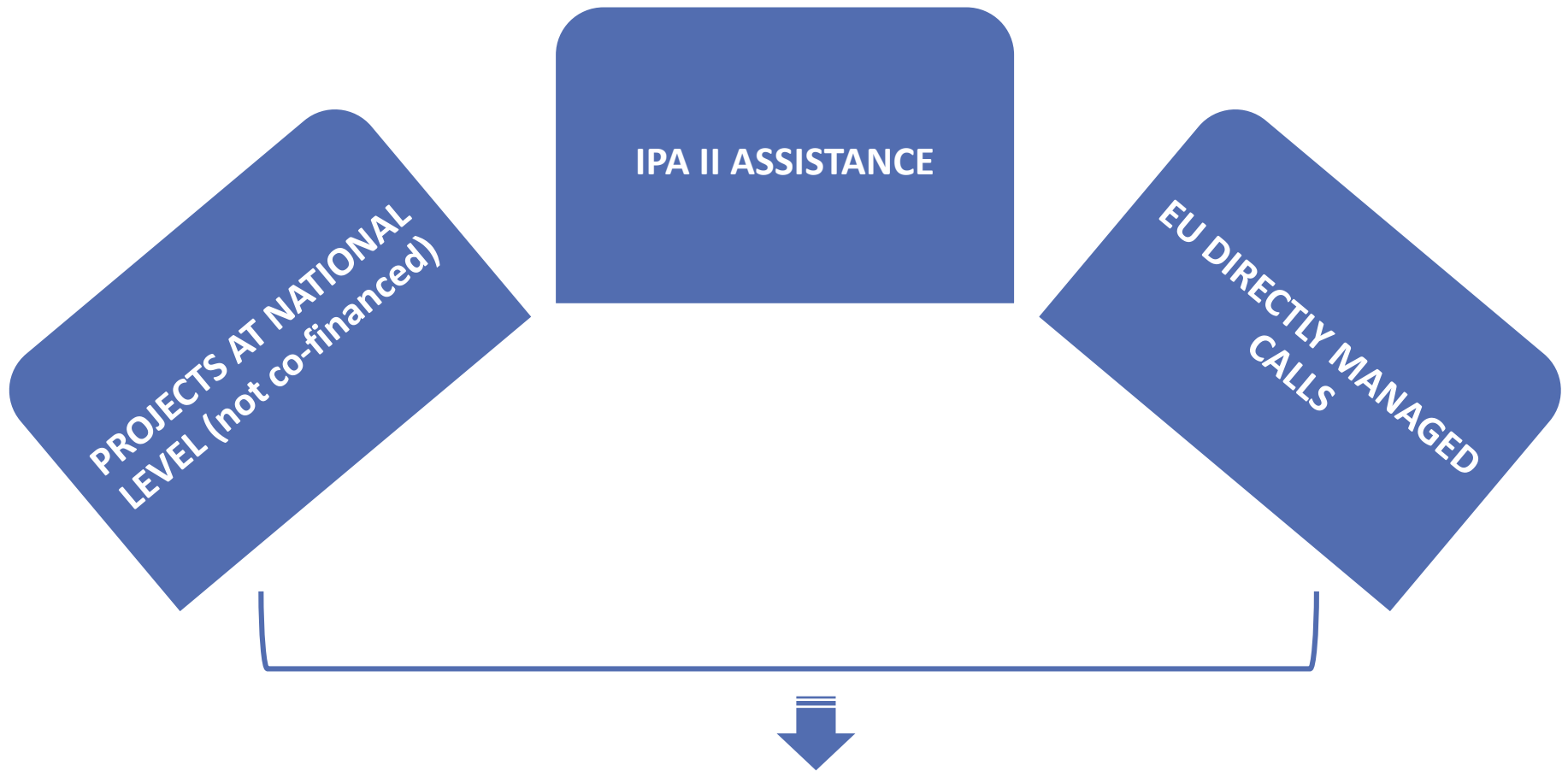


Interregional investments in EUSAIR relevant projects



Depicting the total financial resources mobilized

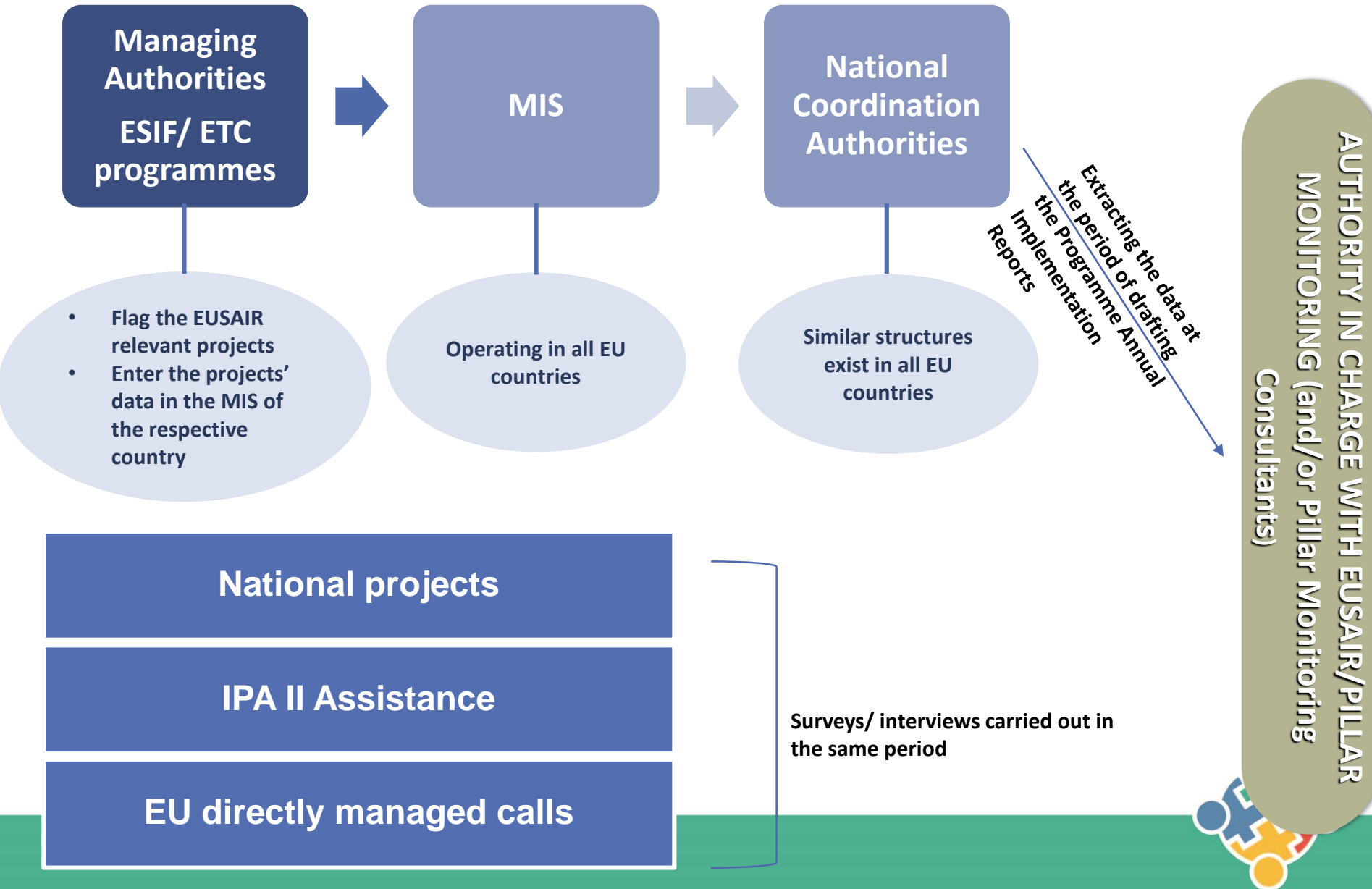




- **Data from project databases (e.g. HORIZON Data Hub, EIC Accelerator Data Hub (former EASME), EISMEA datahubs, LIFE programme, etc)**
- **Research/ questionnaires among the beneficiaries – Interviews for selected important projects**
- **Annual Progress and Implementation reports to be submitted by project implementers (EUSBSR experience)**



# PROJECT MONITORING: FLOW OF INFORMATION



# MONITORING THE EUSAIR PROCEDURES

## PROPOSED INDICATORS

**SGI.1**

Attendance of TSG meetings

**SGI.2**

Number of project ideas generated by the TSG

**SGI.3**

Events across borders to improve multi-level governance

**SGI.4**

Events and activities to involve stakeholders and civil society in the EUSAIR implementation

## Sources

Minutes of TSG Meetings /  
Facility Point LP  
and PP





# ENHANCING THE IMPLEMENTATION OF THE PROPOSED EUSAIR MONITORING SYSTEM

Embedding  
the macro-  
regional  
strategies  
and flagships  
into EU  
programmes

The MAs  
become an  
integral part  
of the  
EUSAIR  
implementat  
ion

**Managing  
Authorities  
macro-  
regional  
networks:**

- Managing Authorities network to be established in Greece
- Action lab of the EUSAIR ETC MAs held last year in Italy



# RECOMMENDATIONS

In order for the EUSAIR proposed Monitoring System to become operational:



Should be adopted by all levels of EUSAIR governance

Should effectively incorporate the MAs, IPA mechanisms, and project beneficiaries, being a part of their mainstream activities without producing additional burden

Should exploit the latest developments for the MS implementation led by the EC: embedding in the mainstream programmes, networking at Managing Authorities level to be established as a mainstream process



***Thank you very much  
for your attention!***

